

**DS-K3BC430LX  
Pro Swing Gates**

- Access board is optional, need ordered separately.
- The device supports memory mode, which can realize continuous and fast passage;
- The device has a fire alarm linkage interface. When the signal is triggered, the door wing will automatically open to quickly guide personnel to evacuate;
- It supports power-off passage, and the door wing is in a free state when the power is off, which is convenient for personnel to pass through and prevent panic.
- (Modular installation) Support QR code function, by embedded installation, QR code and card reader combined into one layout is simple and overall.
- (Modular installation) Optional super capacitor to realize automatic door opening when power off;

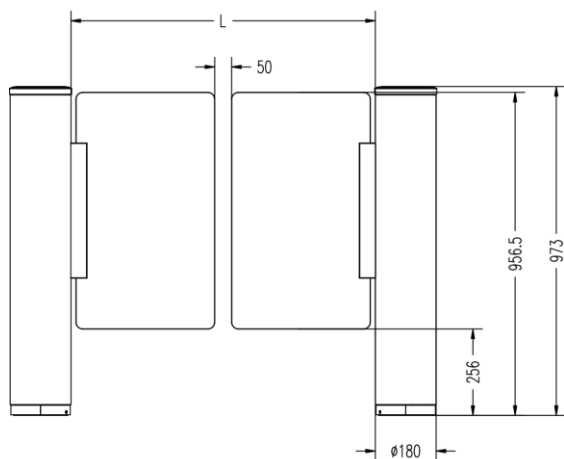
## ▪ Specification

System	
Motor	Brushless motor
MCBF	≥ 6 Millions
Interface	
Exit button	1
USB	1
Fire alarm input	1
Hardware	
Access controller	Optional
Supercapacitor	Support
Network switch	Not supplied
Power supply for face recognition module	Supplied
Keyfob	Supplied, 433 MHz/868 MHz, within 30 m
Card receiver	Optional
Function	
AP mode	Not Support
General	
Throughput	30 to 60 persons per minute The actual throughput is affected by the person passing rate and passing method
IR light detectors	Not Support
Lane width	For pairs mode: 550 to 1400mm ( Gap 50mm, Door wing height 950mm ) For full-height door wing 550 to 900mm (Gap 50mm, Door wing height 1800mm) For single mode: 650 to 900mm ( Gap 25mm, Door wing height 950mm)
Distance between barrier and ground	950mm to 1800mm
Barrier material	Acrylic glass or Tempered glass
Pedestal material	SUS304 stainless steel with the thickness of 2 mm (0.08")
Indicator	Support
Power	100 to 240 VAC; 50 to 60 Hz
Power consumption	36W (stand by)
Working temperature	-10 °C to 55 °C (14 °F to 131 °F)
Working humidity	10% to 95% (No Condensing)
Dimensions	180mm x 180mm x 975mm (7.09' x 7.09' x 38.39')
Weight	(Net) Left: 30 kg (66.14 lbs) (Rough) Left: 35 kg (77.16 lbs)
Approval	CE/CB/CE-LVD/RoHS/REACH/WEEE
Buzzer	Support
Brake	Support

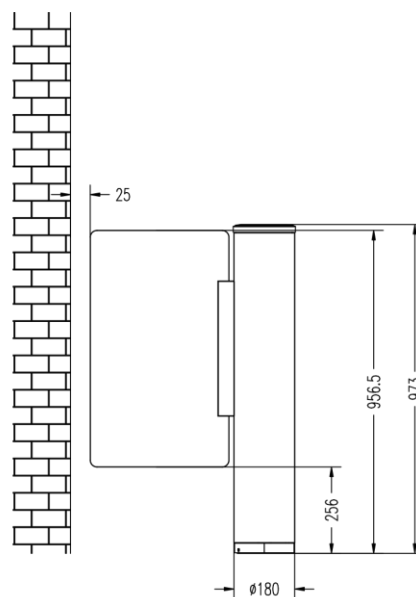
## ▪ Available Model

DS-K3BC430LX

▪ **Dimension**





Double Barriers (Unit: mm)



Single Barrier (Unit: mm)

▪ **Accessory**

▪ **Optional**

DS-K7R01-433 Turnstile Remote Controller	DS-K7R01-868 Turnstile Remote Controller	DS-K3M210 Access Board	DS-K3BC430LX- Power Box Power Box
			

**Headquarters**

No.555 Qianmo Road, Binjiang District,  
Hangzhou 310051, China  
T +86-571-8807-5998  
www.hikvision.com



Follow us on social media to get the latest product and solution information.

